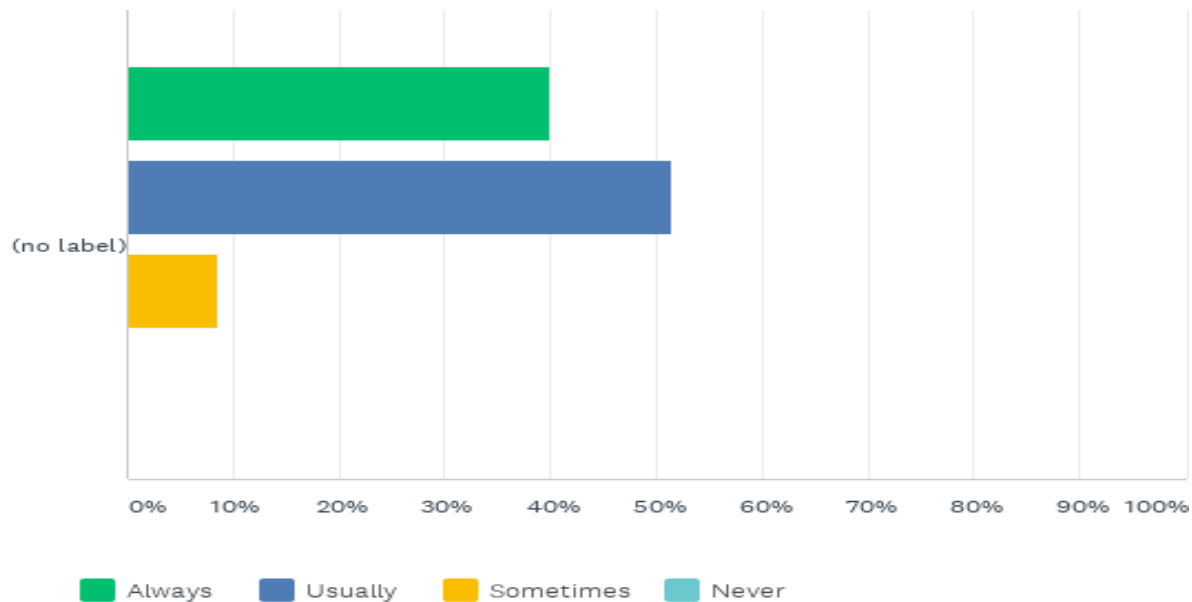


---

# Ngunguru School Communication Survey

# Q1: The school uses a variety of methods to inform me about what is happening at the school.

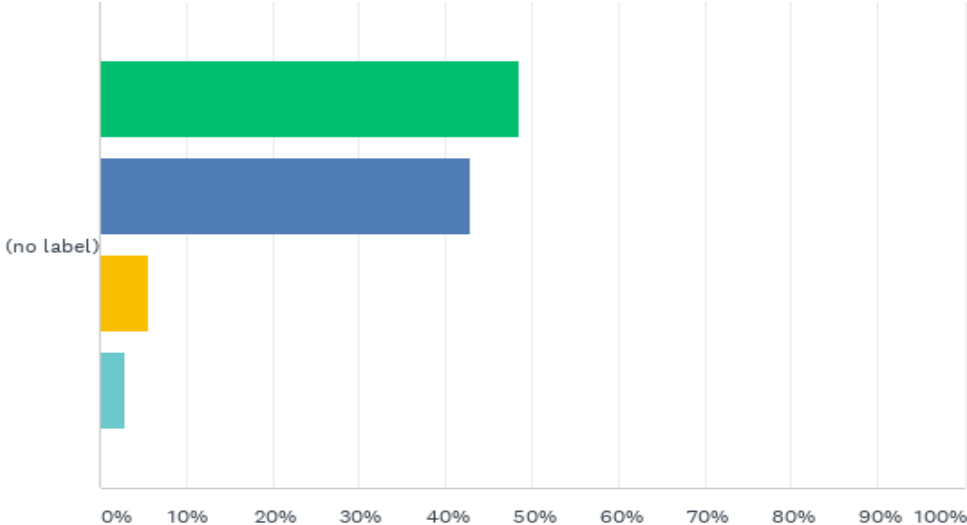
Answered: 35 Skipped: 0



	ALWAYS	USUALLY	SOMETIMES	NEVER	TOTAL	WEIGHTED AVERAGE
(no label)	40.00% 14	51.43% 18	8.57% 3	0.00% 0	35	3.31

# Q2: I receive timely responses from the school to my calls and emails.

Answered: 35 Skipped: 0

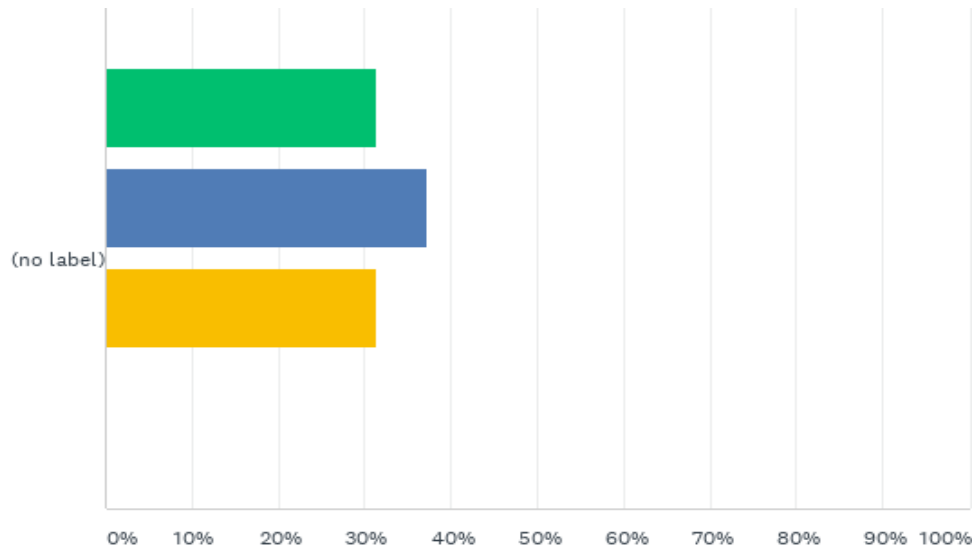


■ Always 
 ■ Usually 
 ■ Sometimes 
 ■ Never

	ALWAYS	USUALLY	SOMETIMES	NEVER	TOTAL	WEIGHTED AVERAGE
(no label)	48.57% 17	42.86% 15	5.71% 2	2.86% 1	35	3.37

### Q3: The school sends me information far enough in advance for me to plan accordingly.

Answered: 35 Skipped: 0

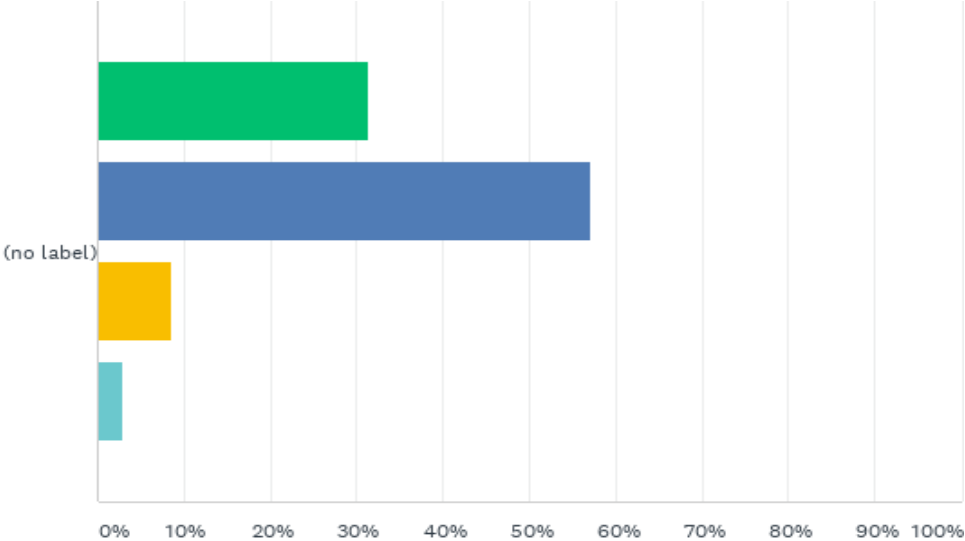


Always Usually Sometimes Never

	ALWAYS	USUALLY	SOMETIMES	NEVER	TOTAL	WEIGHTED AVERAGE
(no label)	31.43% 11	37.14% 13	31.43% 11	0.00% 0	35	3.00

# Q4: The School Board communicates with me at an appropriate interval.

Answered: 35 Skipped: 0

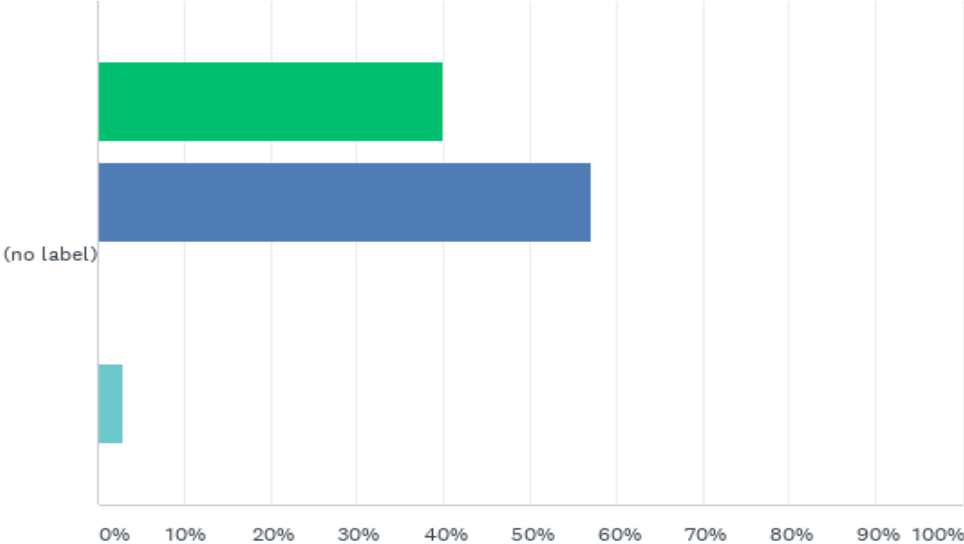


■ Always
 ■ Usually
 ■ Sometimes
 ■ Never

	ALWAYS	USUALLY	SOMETIMES	NEVER	TOTAL	WEIGHTED AVERAGE
(no label)	31.43%	57.14%	8.57%	2.86%	35	3.20
	11	20	3	1		

# Q5: I am satisfied with the content of the Board communications.

Answered: 35 Skipped: 0

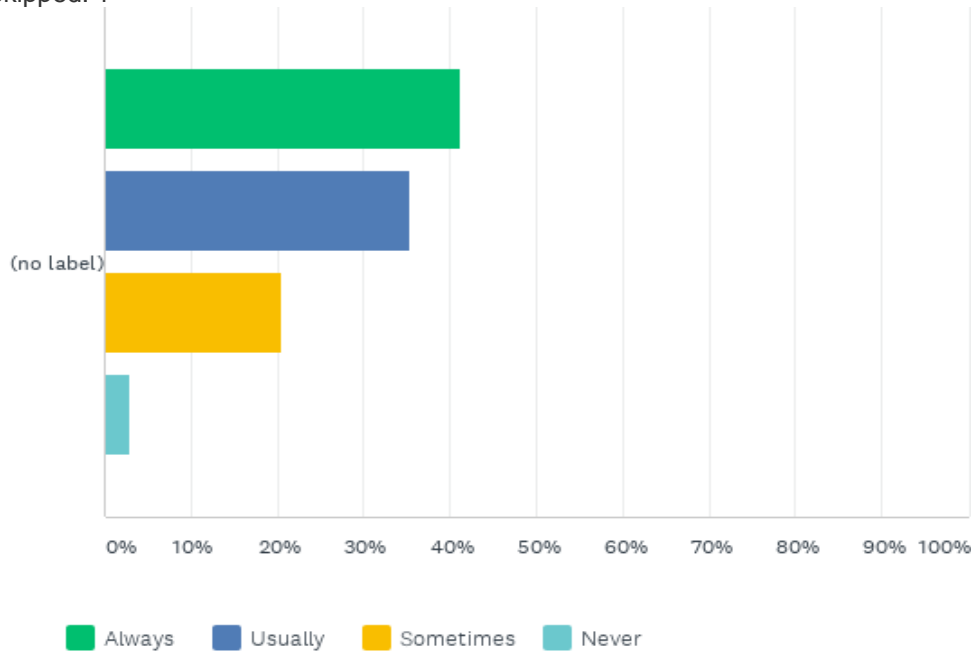


■ Always 
 ■ Usually 
 ■ Sometimes 
 ■ Never

	ALWAYS	USUALLY	SOMETIMES	NEVER	TOTAL	WEIGHTED AVERAGE
(no label)	40.00% 14	57.14% 20	0.00% 0	2.86% 1	35	3.37

# Q6: My child(ren)'s teacher(s) communicate with me and keep me informed to a satisfactory level.

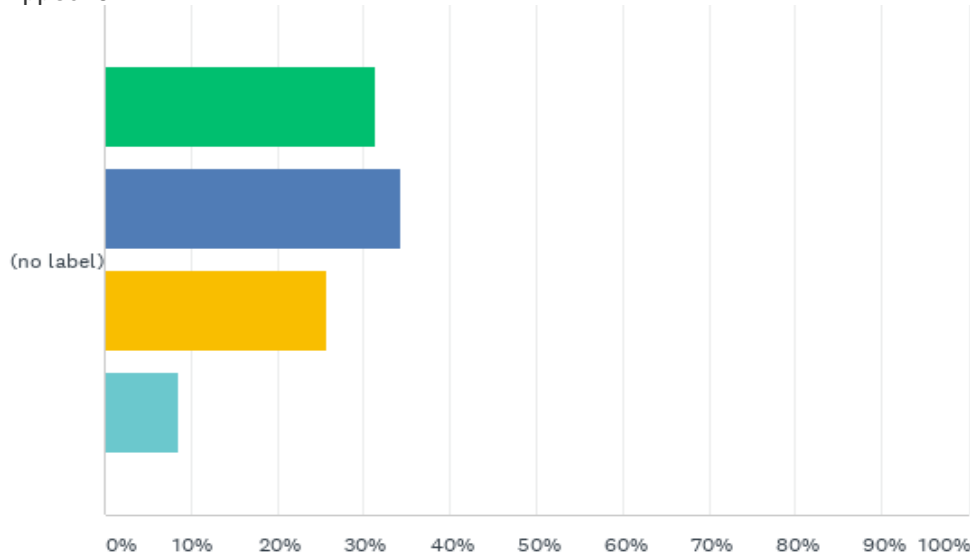
Answered: 34 Skipped: 1



	ALWAYS	USUALLY	SOMETIMES	NEVER	TOTAL	WEIGHTED AVERAGE
(no label)	41.18% 14	35.29% 12	20.59% 7	2.94% 1	34	3.18

# Q7: I am informed promptly if my child has a problem.

Answered: 35 Skipped: 0



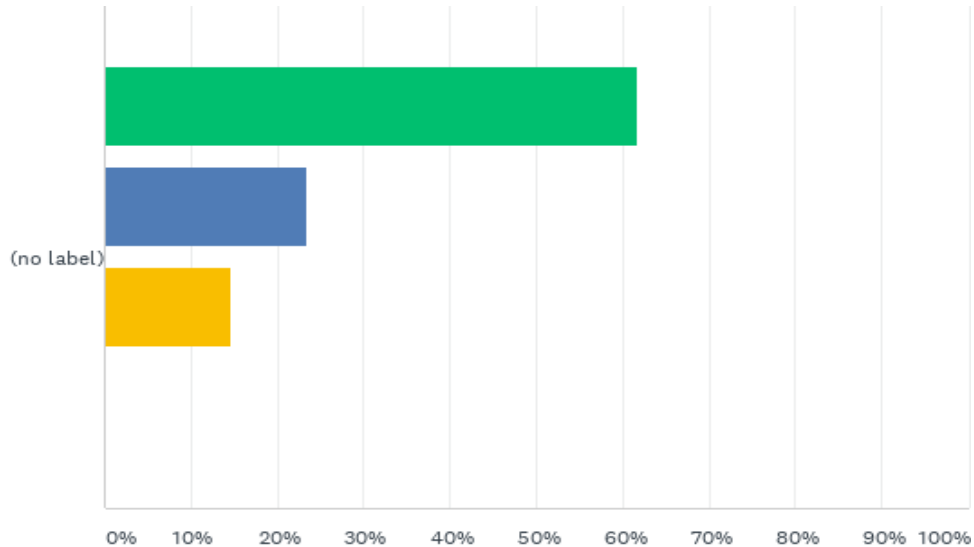
Always Usually Sometimes Never

	ALWAYS	USUALLY	SOMETIMES	NEVER	TOTAL	WEIGHTED AVERAGE
(no label)	31.43% 11	34.29% 12	25.71% 9	8.57% 3	35	2.97



## Q8: The school has opportunities that allow me to meet and speak with the staff at my child's school when needed.

Answered: 34 Skipped: 1

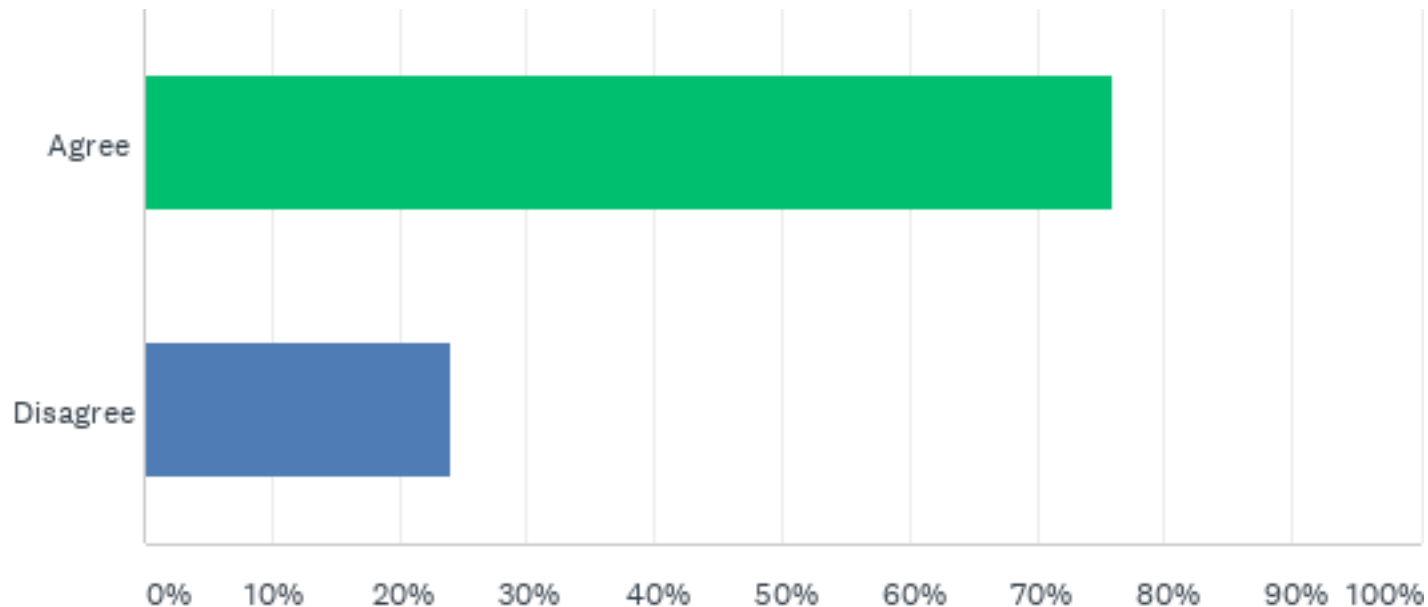


Always Usually Sometimes Never

	ALWAYS	USUALLY	SOMETIMES	NEVER	TOTAL	WEIGHTED AVERAGE
(no label)	61.76% 21	23.53% 8	14.71% 5	0.00% 0	34	3.47

## Q9: The communication for my child starting school 'at 5' was appropriate.

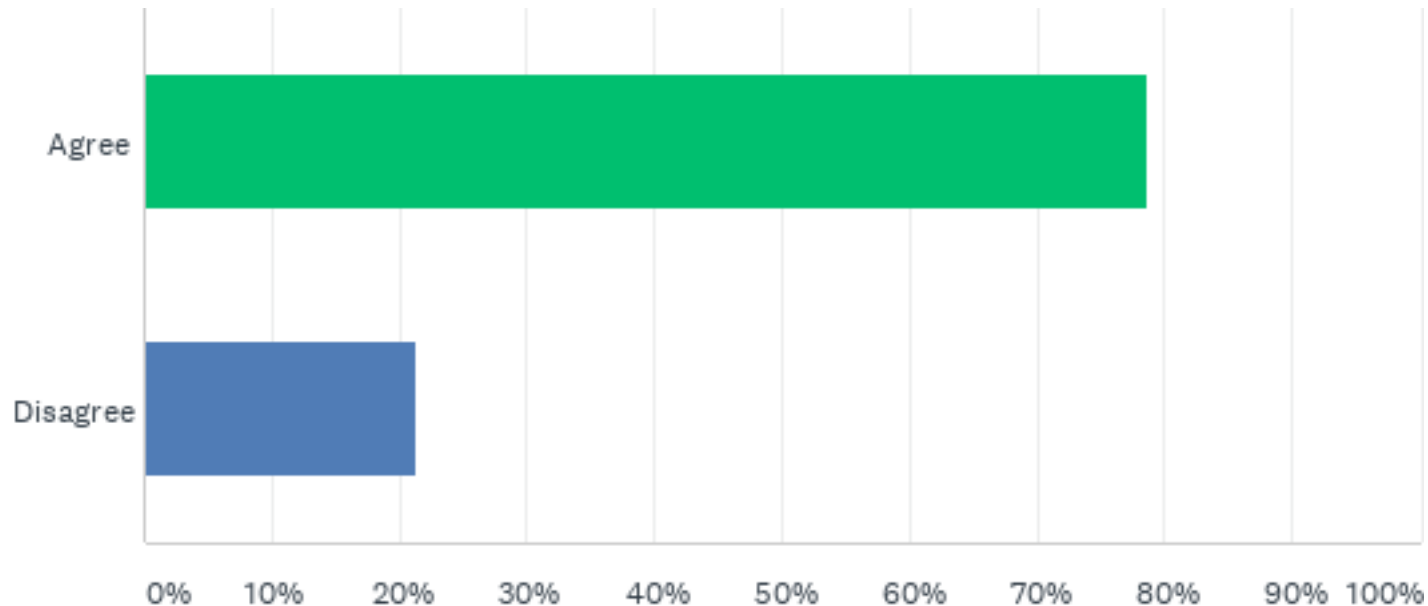
Answered: 29 Skipped: 6



ANSWER CHOICES	RESPONSES
Agree	75.86% 22
Disagree	24.14% 7
TOTAL	29

## Q10: The 'Starting school' booklet was useful.

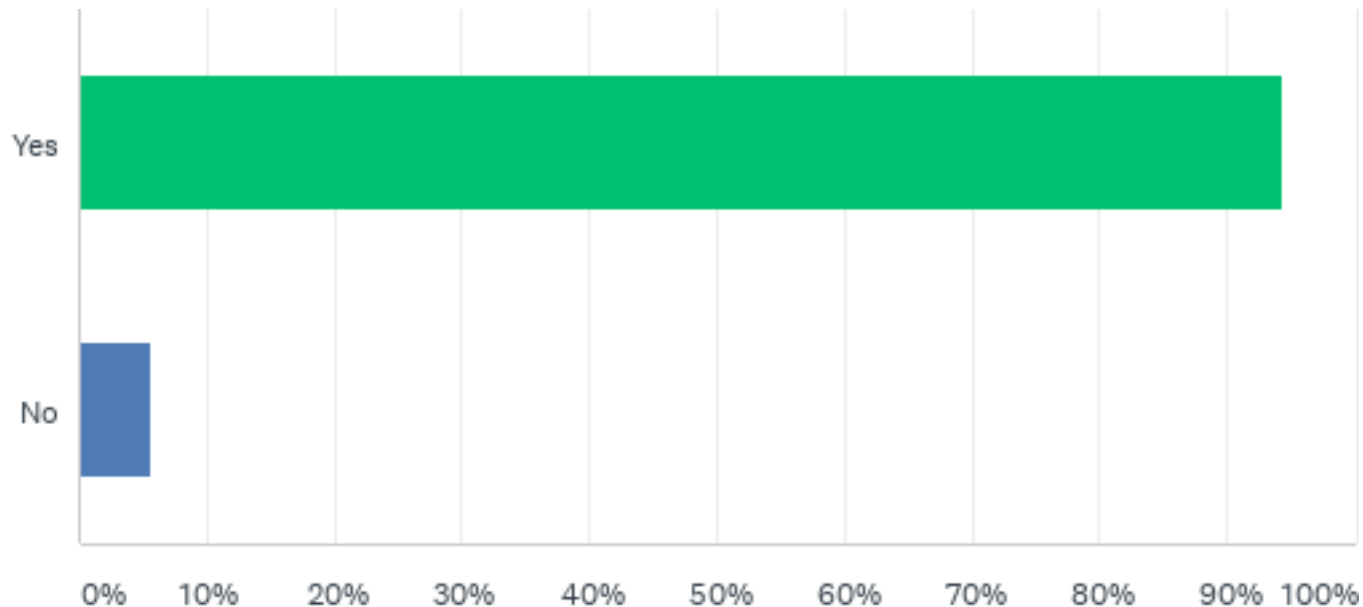
Answered: 28 Skipped: 7



ANSWER CHOICES	RESPONSES
Agree	78.57% 22
Disagree	21.43% 6
TOTAL	28

## Q12: Do you have access to the Internet?

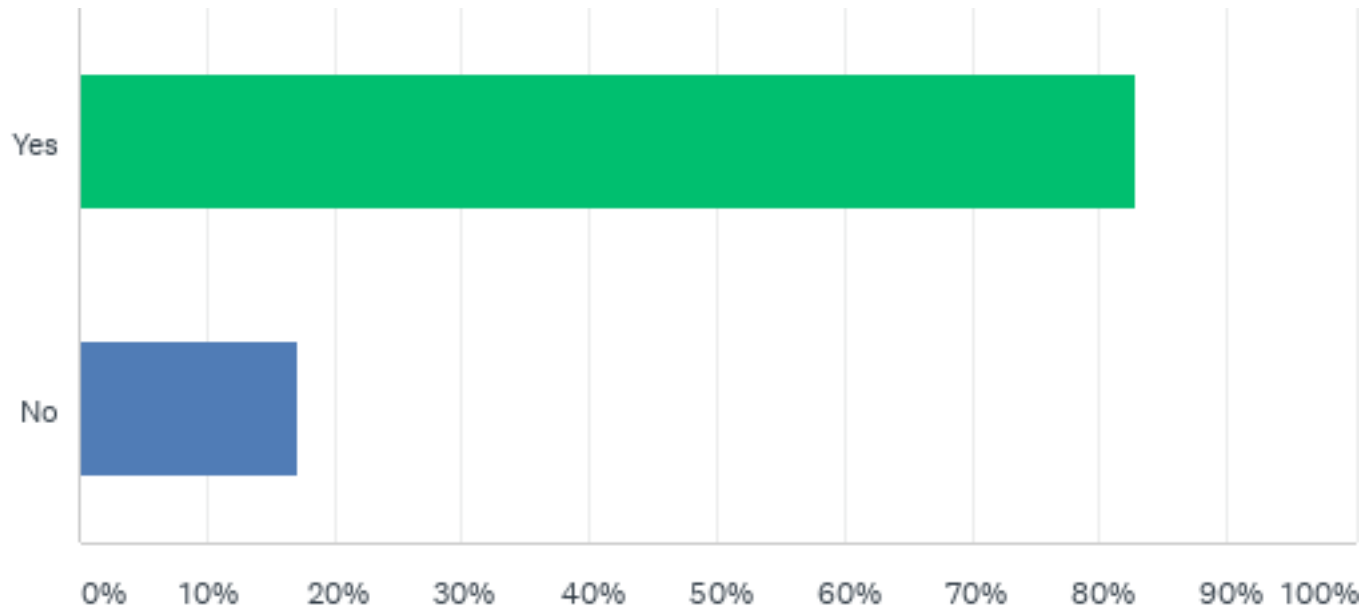
Answered: 35 Skipped: 0



ANSWER CHOICES	RESPONSES
Yes	94.29% 33
No	5.71% 2
TOTAL	35

# Q13: I am aware of the Skool Loop app and the information/functionality it provides.

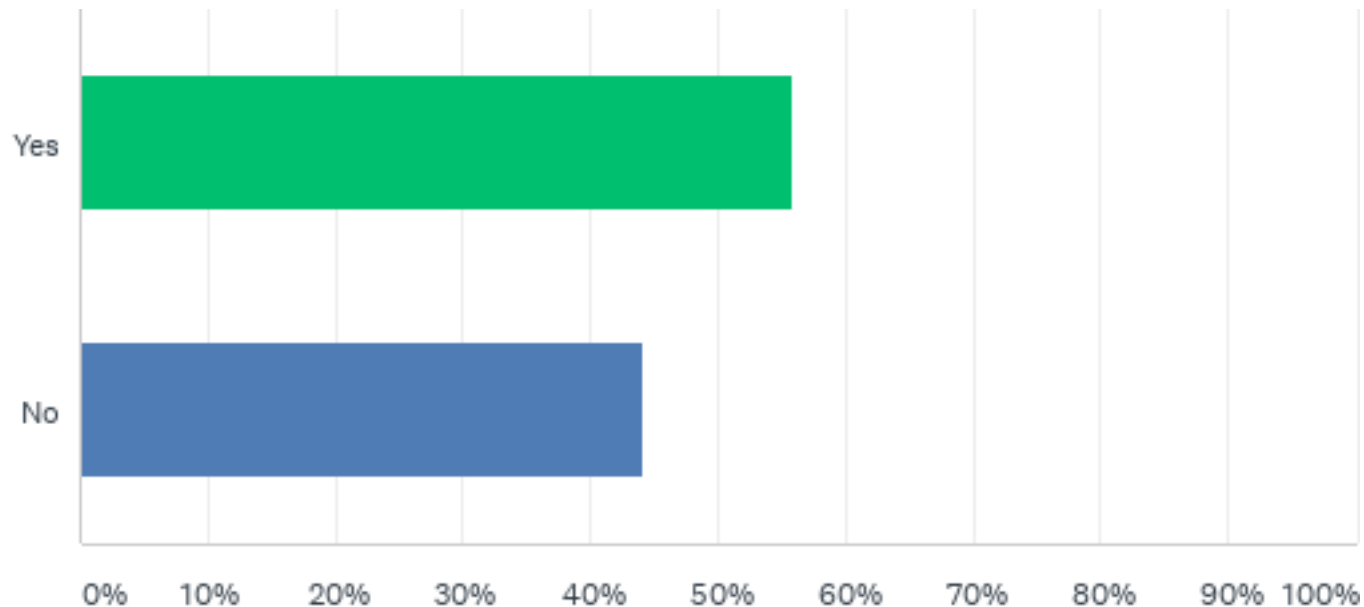
Answered: 35 Skipped: 0



ANSWER CHOICES	RESPONSES	
Yes	82.86%	29
No	17.14%	6
TOTAL		35

## Q14: I have downloaded and use the Skool Loop app..

Answered: 34 Skipped: 1



### ANSWER CHOICES

### RESPONSES

Yes

55.88%

19

No

44.12%

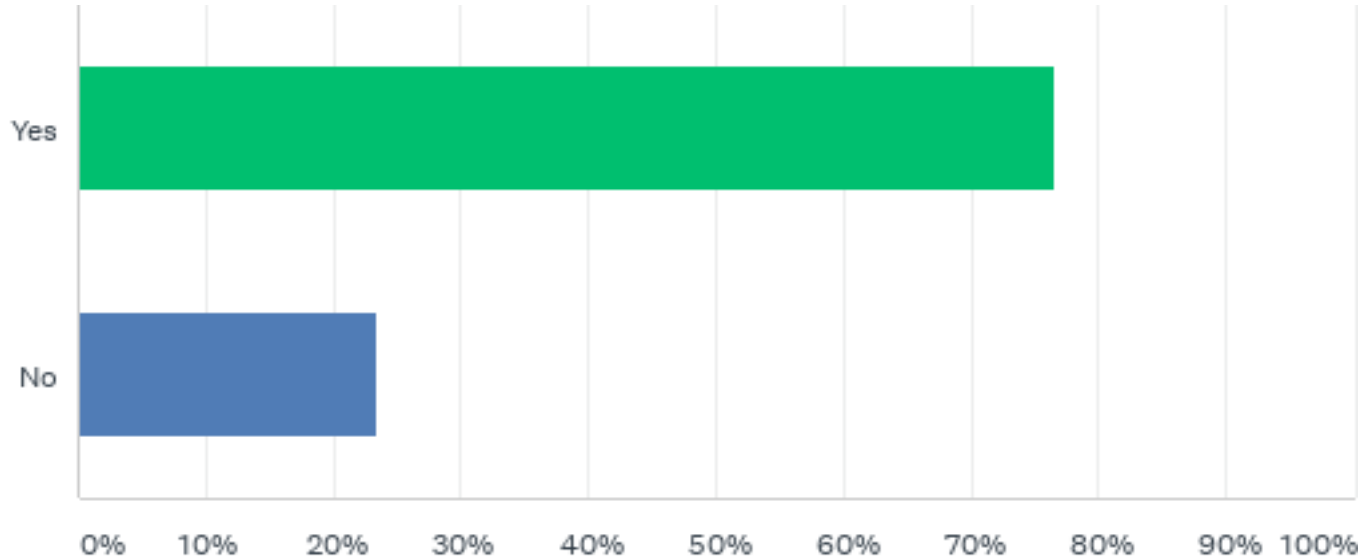
15

TOTAL

34

# Q15: I am aware we have a new, updated school website.

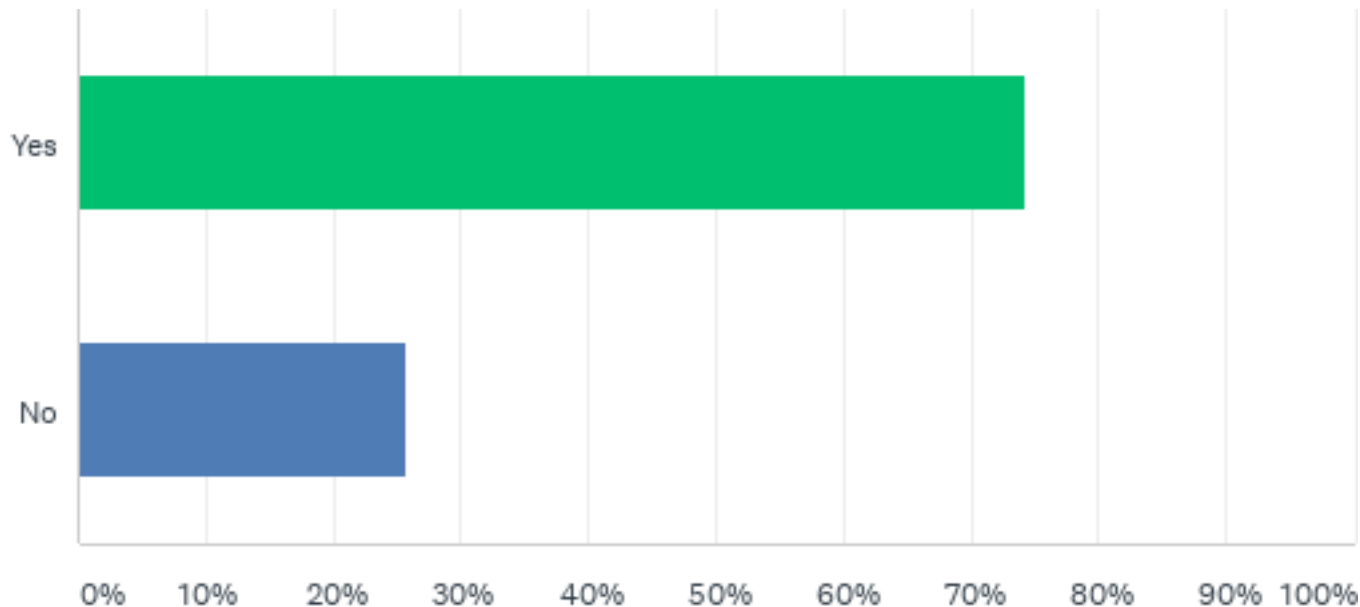
Answered: 34 Skipped: 1



ANSWER CHOICES	RESPONSES	
Yes	76.47%	26
No	23.53%	8
TOTAL		34

## Q16: I have visited the new school website and know what information it provides.

Answered: 35 Skipped: 0

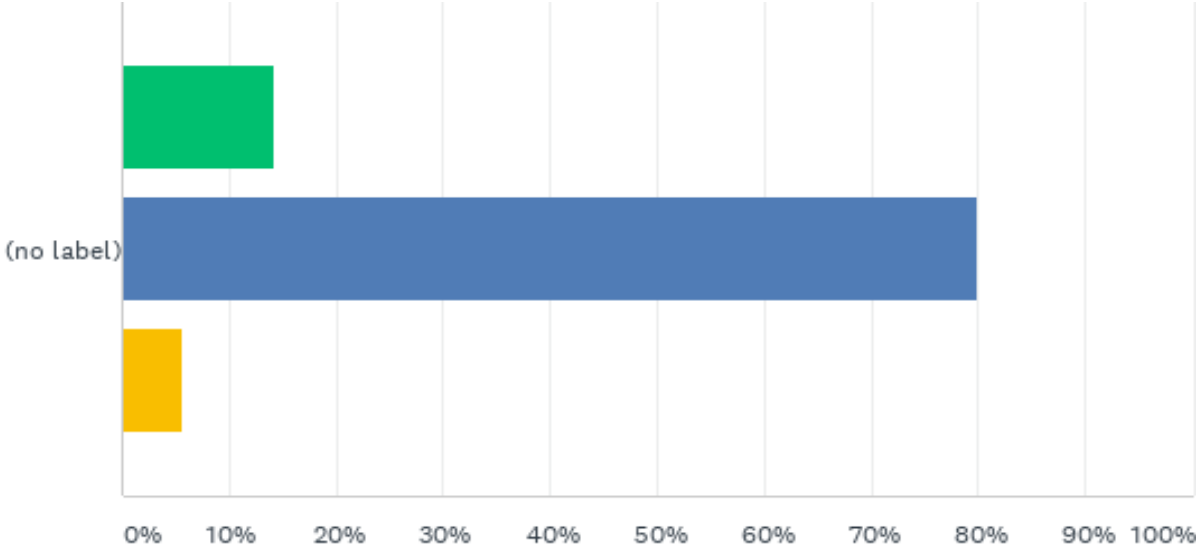


ANSWER CHOICES	RESPONSES
Yes	74.29% 26
No	25.71% 9
TOTAL	35



# Q17: How often do you visit the school website?

Answered: 35 Skipped: 0

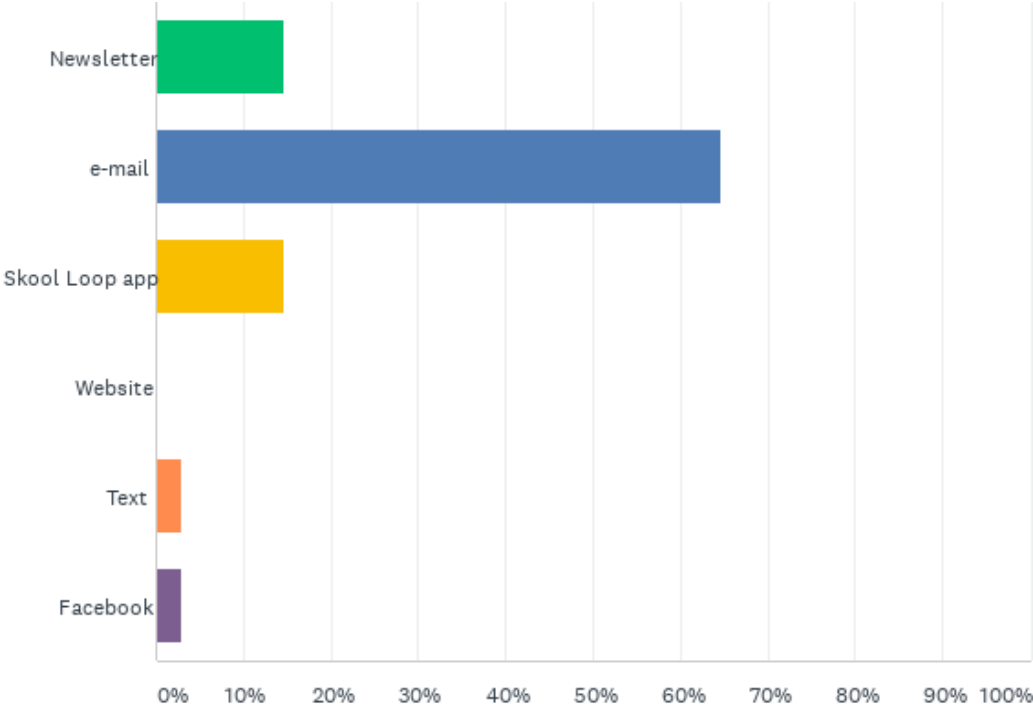


Often Sometimes Never

	OFTEN	SOMETIMES	NEVER	TOTAL	WEIGHTED AVERAGE
(no label)	14.29%	80.00%	5.71%	35	2.09
	5	28	2		

# Q20: How would you most like to receive information from the school?

Answered: 34 Skipped: 1



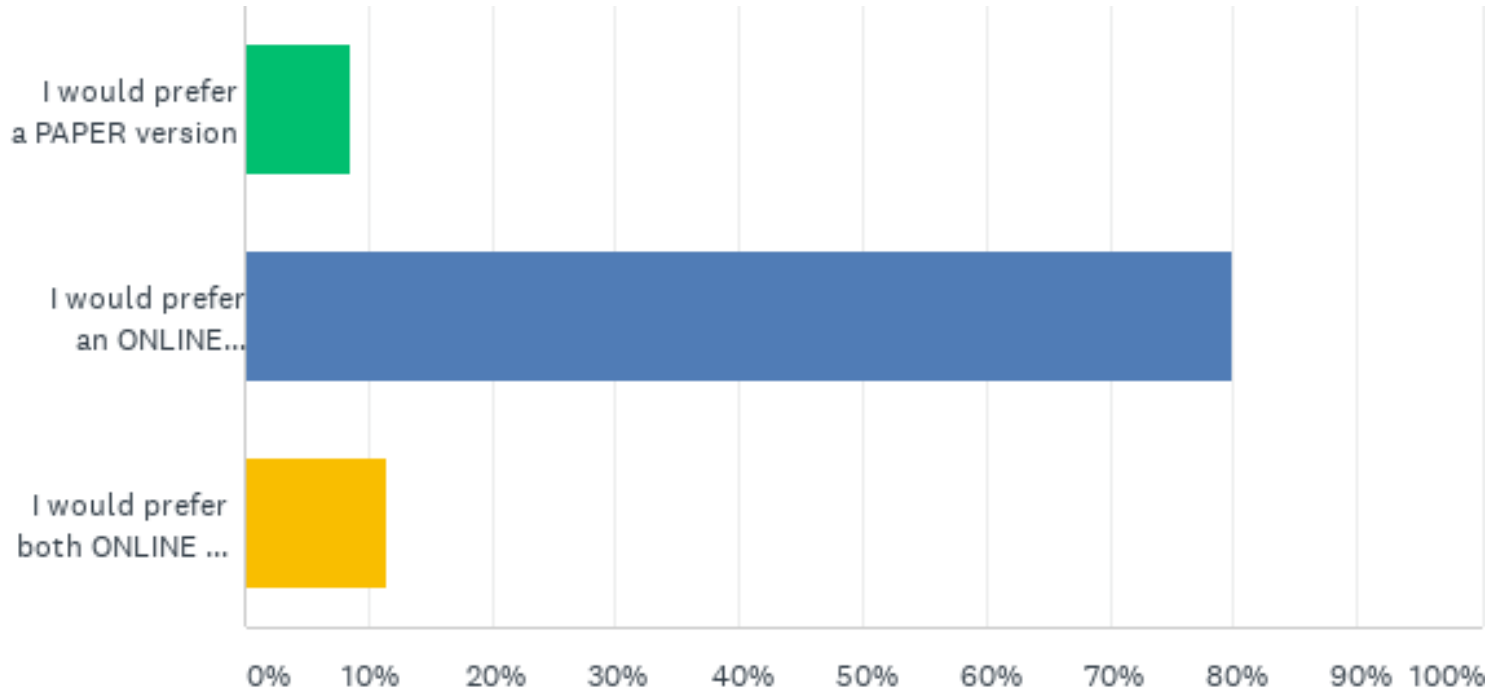
## Q20: How would you most like to receive information from the school?

Answered: 34 Skipped: 1

ANSWER CHOICES	RESPONSES	
Newsletter	14.71%	5
e-mail	64.71%	22
Skool Loop app	14.71%	5
Website	0.00%	0
Text	2.94%	1
Facebook	2.94%	1
TOTAL		34

## Q21: School Newsletter: With a view to sustainable and environmentally friendly practices, we would like to establish how you would like to receive your school newsletter.

Answered: 35 Skipped: 0



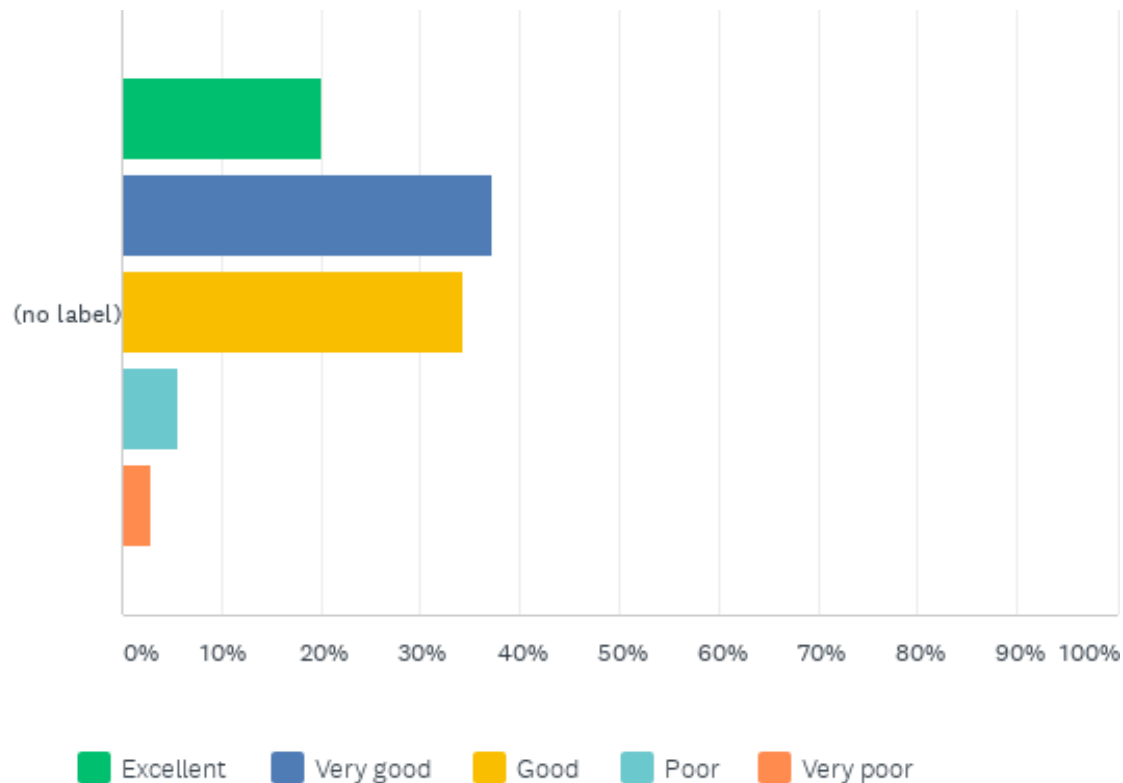
## Q21: School Newsletter: With a view to sustainable and environmentally friendly practices, we would like to establish how you would like to receive your school newsletter.

Answered: 35 Skipped: 0

ANSWER CHOICES	RESPONSES	
I would prefer a PAPER version	8.57%	3
I would prefer an ONLINE version.	80.00%	28
I would prefer both ONLINE and PAPER	11.43%	4
TOTAL		35

## Q22: All things being considered please rate your satisfaction with communication at our school.

Answered: 35 Skipped: 0



## Q22: All things being considered please rate your satisfaction with communication at our school.

Answered: 35 Skipped: 0

	EXCELLENT	VERY GOOD	GOOD	POOR	VERY POOR	TOTAL	WEIGHTED AVERAGE
(no label)	20.00% 7	37.14% 13	34.29% 12	5.71% 2	2.86% 1	35	3.66

91.43% satisfaction rating good to excellent